



KidKraft®
Live+Learn+Play

Please retain this information
for future reference




Savannah Dollhouse

Assembly Instructions

Item # 65023

To order replacement parts,
please visit www.kidkraft.com

HARDWARE



- A. White Cross Dowel
Bolt x 14 pcs

(62mm, 2 1/2 in)
- B. White Cross Dowel
Bolt x 4 pcs

(44mm, 1 3/4 in)
- C. White Cross Dowel
Bolt x 4 pcs

(32mm, 1 1/4 in)

- D. Cross Dowel Nut
x 18 pcs

- E. Light Blue Screw
x 12 pcs

(22mm, 7/8 in)
- F. Gold Screw x 10 pcs


(32mm, 1 1/4 in)

- G. Gold Screw
x 2 pcs

(22mm, 7/8 in)
- H. Screw x 8 pcs

(22mm, 7/8 in)

Allen Wrench x 1 pc



The following tool
(not included) is
required for assembly:



Phillips® screwdriver

